

ERCOT.com Production Release Notes

Release Date: March 3, 2022

ERCOT has made enhancements to ERCOT.com based upon Market Participant feedback. Here are the updated items you will notice after the March 3, 2022, release.

Popular grid conditions dashboards are added to the home page

For maximum visibility to ERCOT grid conditions, the most visited dashboards (Supply and Demand, Grid Conditions Operating Reserves and Daily PRC, and Combined Wind and Solar) are now available on the ERCOT.com homepage as well as a button to view all dashboards.

The screenshot displays the ERCOT.com homepage with the following elements:

- Navigation Menu:** About ERCOT, Services, Committees and Groups, Market Rules, Market Information, Grid Information, Market Participants.
- Hero Banner:** "We manage the flow of Texas' power supply." with statistics: 90% of Texas power load, 710+ power generation units, and 46,500 miles of transmission lines managed and monitored.
- Supply and Demand Dashboard:** Last updated: Mar 13, 2022 23:05 CT. Shows a line chart with Committed Capacity (purple), Demand (green), and Quick Start Capacity (blue) over a 24-hour period.
- Grid Conditions Dashboard:** Last updated: Mar 13, 2022 23:17 CT. Features a green semi-circular gauge showing "OPERATING RESERVES: 3,555 MW" and "NORMAL CONDITIONS". Below the gauge, it states "There is enough power for current demand." and includes a "Full View" button.
- Combined Wind and Solar Dashboard:** Last updated: Mar 13, 2022 22:55 CT. Shows a line chart with Wind Actual Hourly/Avg (blue), Day-Ahead Wind HSL (dotted blue), Solar Actual Hourly/Avg (orange), and Day-Ahead Solar HSL (dotted orange) over a 24-hour period.
- Footer:** A teal button labeled "View all dashboards".

Upcoming meetings appear in list view by default on the Meeting Calendar page

The Meeting Calendar page now provides a list display of upcoming meetings, with today's meetings at the top. Click the meeting title for details. Click the **Add to calendar** link next to each meeting to add the meeting details and reminder to your calendar.

Home > Meeting Calendar

Meeting Calendar

View all scheduled Committee and Group meetings below.

View live and archived meeting webcast

[Watch now](#)

*Please contact Swagit Support at 1-800-573-3160 for issues related to viewing the webcast.

Date Range: 03/01/2022 - 03/31/2022

Tuesday, Mar 01, 2022		
RMS Meeting	9:30 AM	Add to calendar
Wednesday, Mar 02, 2022		
WMS Meeting	9:30 AM	Add to calendar
Thursday, Mar 03, 2022		
ROG Meeting	9:30 AM	Add to calendar
Tuesday, Mar 08, 2022		
RPG Meeting	9:30 AM	Add to calendar
PLWG Meeting		Add to calendar

Spotlight areas draw attention to items of importance in the site navigation

Timely and/or newsworthy items are highlighted within the website's top navigation for increased awareness.

es **Committees and Groups** Market Rules Market Information Grid Information

Reliability and Operations Subcommittee

- Black Start Working Group
- Dynamics Working Group
- Network Data Support Working Group
- Operations Training Working Group
- Operations Working Group
- Performance, Disturbance, Compliance Working Group
- Planning Geomagnetic Disturbance Task Force
- Planning Working Group
- System Protection Working Group
- Steady State Working Group
- Voltage Profile Working Group

Wholesale Market Subcommittee


- Congestion Management Working Group
- Demand Side Working Group
- Market Credit Working Group
- Market Settlements Working Group
- Metering Working Group
- Resource Cost Working Group
- Supply Analysis Working Group
- Wholesale Market Working Group

Inactive Groups

Other Groups

Workshops

Market Participants



March 7 & 8: Board of Directors Meeting

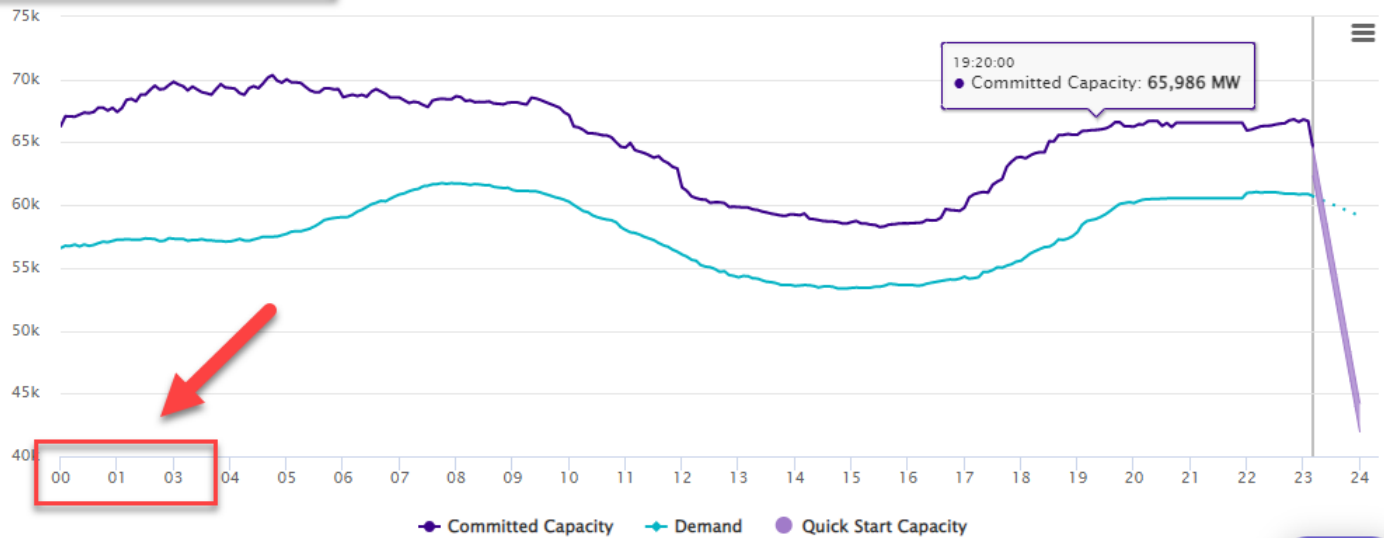
[Review the agenda and watch via webcast >](#)

Grid conditions dashboards reflect Daylight Saving Time (DST) changes on affected days
ERCOT grid conditions dashboards will reflect time changes on DST-affected dates.

Supply and Demand

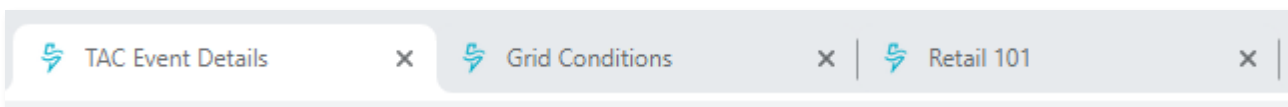
Supply and Demand is a graphical representation of the ERCOT system's current power supply and demand using Real-Time data, as well as projected power supply and demand from hourly forecasts.

Last Updated: Mar 13, 2022 23:05 CT
* Spring DST



Browser tabs display individual page titles

Website browser tabs display a more precise label to for ease of identification when working amongst multiple ERCOT.com tabs.



Note: A Chromium browser should be used for best results.

If you have questions not covered in these release notes, please contact your Client Services representative, the ERCOT [Service Desk](#) or webmaster@ercot.com.